



APOLLO

Automation

Risk-Free Trial & Migration



Biblionix
FOSTERING COMMUNITY

Devoted solely
to small- and medium-sized
public libraries

© 2011 Biblionix, LLC

DESIGNED FOR YOU

Apollo was designed by and for libraries like yours. It is not cluttered with features for schools or other libraries. In fact, Biblionix serves only small- and medium-sized public libraries. Also, we have no baggage from previous products or corporate buyouts.

- You, your staff, and your patrons will have capabilities that make your library special
- Apollo has been chosen over some of the best known ILS providers at a fraction of the price.

Apollo is hosted, so you can have your cake and eat it too! Simply access it through your browser. You don't have to deal with large and unpredictable server expenses or backup/restore regimens.

- There is no automation software to install and no server is required.
- You aren't responsible for protecting your server from hackers.
- You can concentrate on running your library, not on server issues.
- You get free upgrades, and automatic too!

COMFORT AND CONFIDENCE

Our free trial allows you to try Apollo with your own data. You have access to all of Apollo's features. It's not a limited version. And it's "play" data in Apollo; you can experiment with every feature and not hurt a thing. The point is to let you fully experience Apollo and make an informed decision. All this, while your current ILS continues to run your library totally normally. They are completely independent. That's the first part of risk-free: your existing ILS is still there, unaffected.

The next part of risk-free is that you won't be billed for anything until after you've migrated to Apollo. In other words, you can completely understand and experience Apollo with your data, in your library, before you pay a cent.

And about your data: We'll import your patrons and MARC, with all holding information, of course, and we'll also bring in information such as fines, items currently out, reserves, history, and notes. We've even imported patrons' birthdays from a spreadsheet!

"Biblionix service is by far the BEST customer service we have ever received from any company - period."

Lynn Piotrowicz, Director
Tucker Free Library, Henniker, New Hampshire

EQUIPMENT & LABELS

Apollo will use your existing barcode scanners along with your existing item and patron labels. There will be no need to replace existing labels. Practically any computer is supported, since the only need is that it comfortably run a modern browser, such as Firefox.

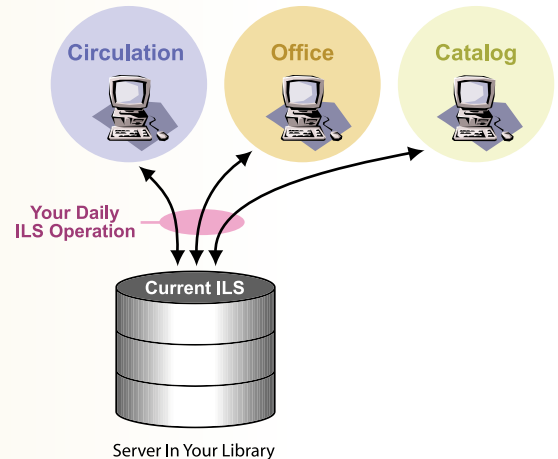
Your printer(s) will be usable as well. Apollo requires only a standard 8.5" x 11" printer for spine and barcode labels, reports, and reserve wrappers. For receipt printing, you can use a receipt printer or the same printer as above.

And guess what? Your printers will work in the trial too!. That lets you experience Apollo's receipts and wrappers first hand.

5 Easy Steps

1) YOUR ILS OPERATION TODAY

As you know, the typical library's operation involves a server and multiple PCs. Here is a simple drawing showing a Circulation computer, Catalog station, and an Office or workroom PC. They are connected to the ILS server over the library's internal network.

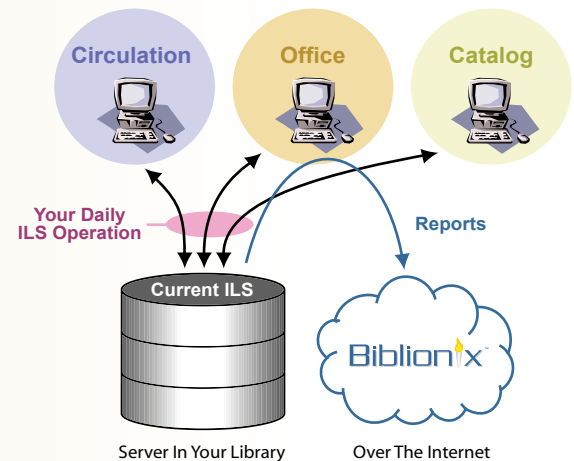


2) COPYING YOUR DATA

You simply upload a few files or reports from your current ILS using our how-to guides.

Next, we'll import your data into your Apollo account. Then we'll send you log-in information so you can kick the tires.

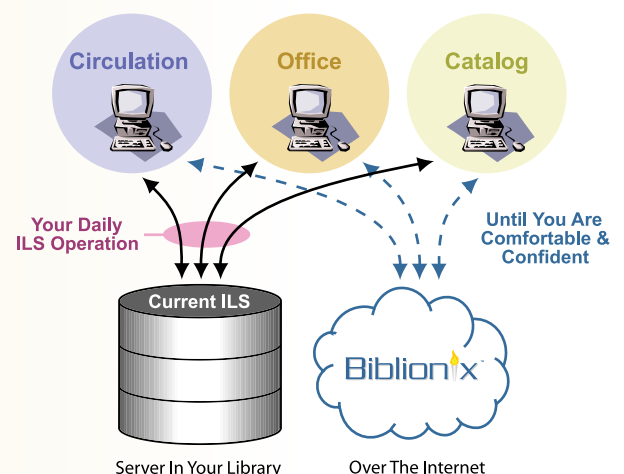
Note that none of this affects your library's operation or current ILS.



3) EXPERIENCING APOLLO, FREE

To experience Apollo, all you use is a browser. The data in Apollo is "play" data, so you can add new items and patrons, circulate, create reports to your heart's content; anything. And we're answering your questions all the way. You can limit the testing to an office PC or try it on any computer. All the while, your library keeps running normally.

You and your staff are welcome to try Apollo until you are comfortable with it. And you still haven't had to pay a dime.



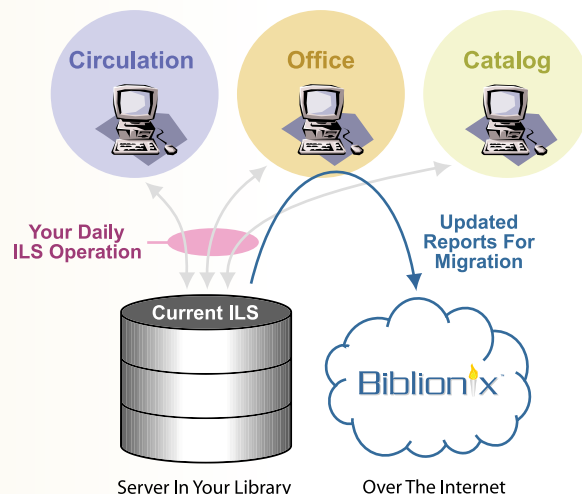
4) GETTING READY FOR THE MIGRATION

You decide to migrate to Apollo!

Your staff can take our free on-line training classes and we'll help you set up your account just the way you like. You use our Migration Checklist and make sure everyone gets a chance to try Apollo while mistakes and tests don't affect real data.

THE DAY BEFORE GOING LIVE:

So now it's time for the migration itself. But, rest easy. All the hard work is done! After you close, you just upload fresh data from your current ILS. It's fast, easy, and comfortable.

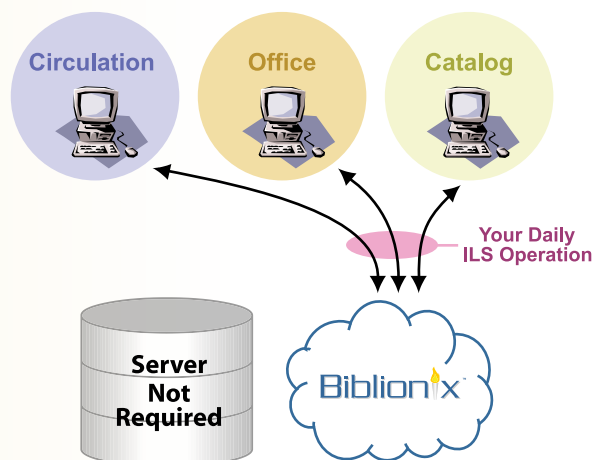


5) GOING LIVE WITH APOLLO

Overnight, we replace all your "play" data in Apollo with your fresh data.

You can open with Apollo the next morning.

It's a very low-stress event. Just ask our customers. Staff and volunteers have already tried everything. There's no leap of faith; you just start enjoying an automation system that was designed just for you!



Apollo Migration

Ease, Comfort, Confidence



"In my 20+ years in libraries, switching to Apollo is one of the smartest choices I have made."

Kim Earnest, Director
Mediapolis Public Library, Iowa